

D-AMP

DIGITAL AMPLIFICATION

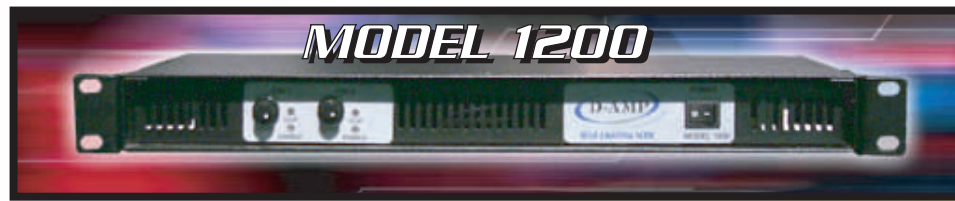
BLUE LIGHTING SERIE

Weight: 9.5 lbs

Dimension: 1 U rack space

19"W x 1.75"H x 15"D

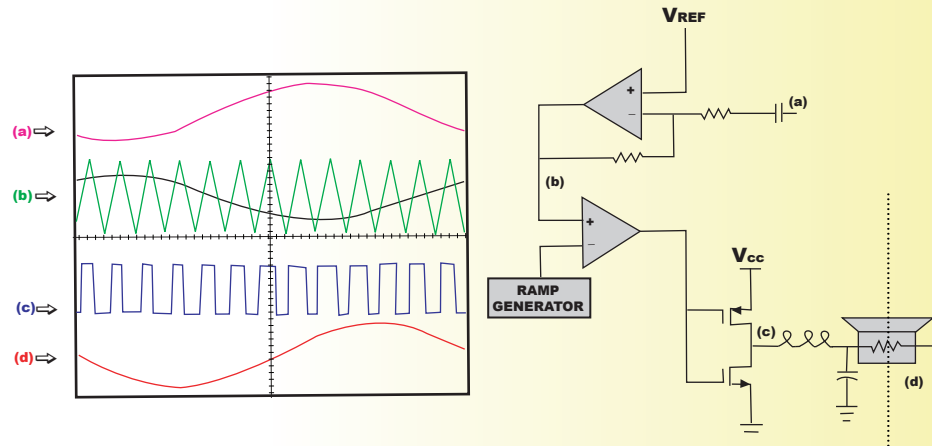
(with recess on front panel)



Power ratings

8 ohms stereo	4 ohms stereo	2 ohms stereo	8 ohms bridge	4 ohms bridge
350 W	600 W	800 W	1200 W	1600 W

Basic Class D (PWM) operation compares an input waveform (a) with a ramping signal (b); the output of the comparator drives a pair of output switches(c), whose output the amplifier then lowpass-filters and passe to the load(d).



Frequency Response

⇒ +0,-0.5Db 20-20 000Hz @ 1W RMS into 4 ohms
 ⇒ +0,-3Db 20-20 000Hz @ 800W RMS into 4 ohms

Total Harmonic Distorsion

Less than 0.1% @ 800W RMS per channel into 4 ohms

Transient Intermodulation Distorsion

None (0%) due to the nature of the circuit

Output Slew Rate

The amplifier output slew rate is internally controlled to optimize phase linearity and improve transient response, there for it cannot have slew rate limit.

Hum and Noise

Greater than 95 Db below full power, from 20-20 00Hz

Input Sensitivity

1.4V for full power into 4 ohms

Load Protection

DC protection from input to output, load mismatch and accidental short circuit, limiter.

Load Impedance

4 ohms minimum per channel, powers reduce down to 50W RMS per channel into 3.2 ohms and less.

Limiter

Input and output comparison, limited to max of 2% deference between input and output.

Front Panel Indicator

Enable LED for normal operation, Clip LED for clipping, distorsion, current limit, over temp and fault of amplifier.

Power Consumption

1800W both channel driven into 4 ohms.

Efficiency

More than 96% at all power.

Mode of Operation for Power Supply

Switch mode resonant PWM power supply, 62.5kHz operating frequency, 2KW capacity.

Mode of Operation for Power Amplifier


Switch mode adaptive dead time power amplifier, 250kHz operating frequencywhit input/output comparator and limiter to prevent more than 2% distorsion at over-clipping, voltage and current mode feedback for linearity and protection.

Cooling

4 fans and small aluminium heat sink.

Input Voltage

110-130V or 205-250V, internally switchable.



ENABLE LED
Illuminates when AC mains power is being supplied to the amp & a signal is detected.

CLIP LED
For clipping, distortion, current limit, over temp and fault of amplifier.

INPUT JACK
Two parallel electronically balanced stereo input jacks are provided for each channel. This allows for one to be used as a conventional input, and, simultaneously, the other to be used as a "line out" (Y-cord) to connect to another input jack on this amplifier or other amps or equipment.

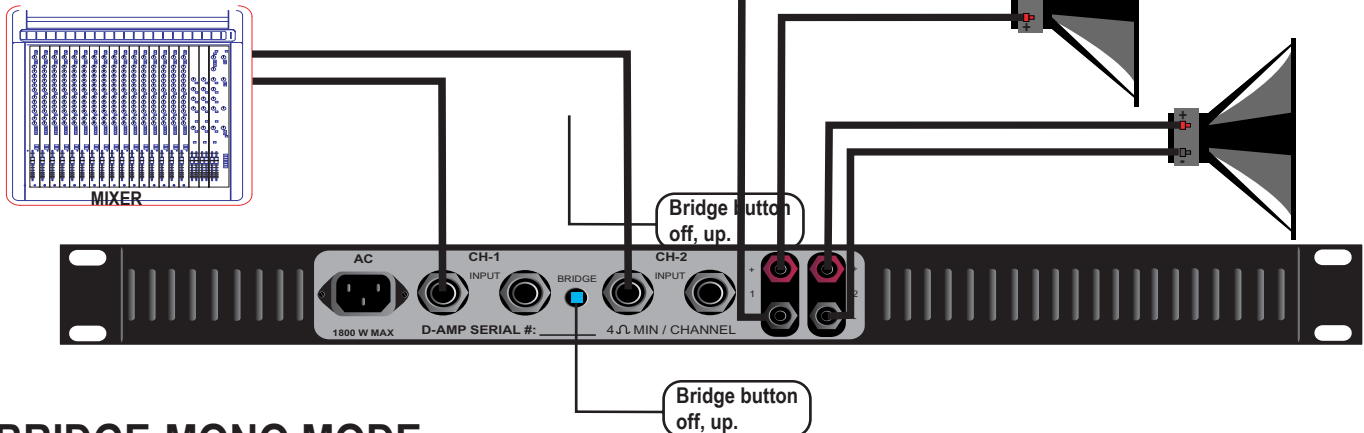
SPEAKER OUTPUTS
Two banana plugs terminals output are provided for each channel. These outputs are in parallel; hence, the speaker connection cables can be terminated with phone plugs, banana plugs, or stripped wires for use in the binding post terminals. However, care must be exercised to assure correct speaker phasing. See the speaker connection below to connect bridged or in stereo mode.



AC LINE CORD
110-130 V or 205-250 V, internally switchable.

BRIDGE BUTTON
When the bridge button is pushed you are in bridge-mono mode.
⚠ Always turn the amp off before pushing the bridge button off or on.

STEREO MODE



BRIDGE-MONO MODE

